



ALUMINUM



Digger
Specialties
Inc.

Transforming the Outdoor Living Experience™





The Column Solutions Company

Westbury® Columns offer quality craftsmanship, impeccable design, and integrated architectural elements to deliver an elegant, low-maintenance, and long lasting column.

Aluminum Westbury® Columns are available in a selection of sizes, styles, and load-bearing capacities to meet most design needs. Columns are available in 12 colors to accent or compliment the surrounding environment.

Table of Contents

| | |
|------------------------------------|-------|
| Colors & Powder Coating | 1 |
| Round Columns | 2-3 |
| Square Columns | 4-6 |
| Capitals & Bases | 7-9 |
| Accessories & Options | 10-11 |
| Aluminum Support Posts | 12 |
| Column Clad Vinyl Post Wraps | 13 |

COLORS & POWDER COATING

Aluminum Columns are available in 12 standard AAMA 2604 colors to compliment your project; from satin colors to textured colors.

Custom colors and AAMA 2605 colors are available by special order.



Textured Colors



Black Fine Texture




Bronze Fine Texture



Brown Fine Texture



White Fine Texture



Grey Fine Texture

Non Textured Colors



Gloss Beige



Chocolate



Ninety Bronze



Sandy Shore



Satin Black



Gloss White



Speckled Walnut

Colors shown are a close approximation of the true color. Please consult actual samples for accurate powder coating colors.

Exclusive DSI Powder Coating Process

DSI's proprietary 10 step powder coating process provides an uncompromising quality created by state-of-the-art technology. Our system is certified by the Powder Coating Institute providing peace of mind in your investment. Our powder coating is verified by the American Architectural Manufacturers Association (AAMA) / Fenestration and Glazing Industry Alliance (FGIA) and is covered by a Lifetime Limited Warranty.



1 The raw premium-grade aluminum is inspected to be free of blemishes and is not exposed to the outdoor elements.



2 The product enters a heated acidic cleaning stage to remove extrusion debris and fabrication oils.




3-6 **Clean:** City water rinse
Cleaner: Recycling reverse osmosis water rinse
Cleanest: Pure reverse osmosis water rinse
Sealer: Dried-in-place aluminum sealer



7-8 A 200 MPH air blast removes water drops from the pre-treated aluminum. A convection oven completes the dry-off process.



9 Powder is applied with 18 automated and 2 manual spray guns. Compressed process air is dried to -35°F Dew Point for superior adhesion.



10 The powder coating is then bonded and adhered to the aluminum substrate in a 400 degree cure stage.



ROUND COLUMNS



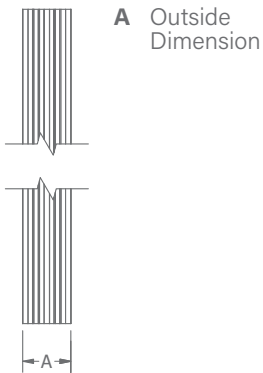


SQUARE COLUMNS



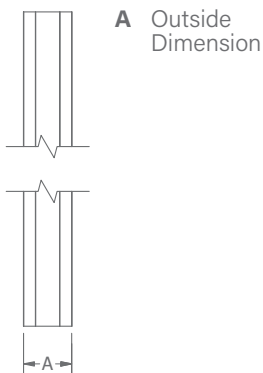
Traditional Square Columns are complimented with split capitals and bases offering both peace of mind and a beautiful finished look. These structural columns come in 6", 8", 10" and 12" square. Westbury® Columns are ideal for commercial and residential uses. Square Columns can be utilized to wrap existing posts, which may require modifications.

Square Fluted Columns



| Nominal Size | Shipping Weight (lbs.) | Outside Diameter (A) | Inside Dimension |
|--------------|------------------------|----------------------|------------------|
| 6" x 8' | 24 | 5-1/2" | 4-9/16" |
| 6" x 9' | 27 | 5-1/2" | 4-9/16" |
| 6" x 10' | 30 | 5-1/2" | 4-9/16" |
| 8" x 8' | 26 | 7-1/2" | 6-9/16" |
| 8" x 9' | 29 | 7-1/2" | 6-9/16" |
| 8" x 10' | 32 | 7-1/2" | 6-9/16" |
| 8" x 12' | 38 | 7-1/2" | 6-9/16" |
| 10" x 8' | 41 | 9-1/2" | 8-9/16" |
| 10" x 9' | 46 | 9-1/2" | 8-9/16" |
| 10" x 10' | 50 | 9-1/2" | 8-9/16" |
| 10" x 12' | 59 | 9-1/2" | 8-9/16" |
| 10" x 20' | 98 | 9-1/2" | 8-9/16" |
| 12" x 10' | 60 | 11-1/2" | 10-5/8" |
| 12" x 16' | 92 | 11-1/2" | 10-5/8" |
| 12" x 20' | 115 | 11-1/2" | 10-5/8" |

Square Recessed Columns



| Nominal Size | Shipping Weight (lbs.) | Outside Diameter (A) | Inside Dimension |
|--------------|------------------------|----------------------|------------------|
| 6" x 8' | 28 | 5-1/2" | 4-1/8" |
| 6" x 9' | 31 | 5-1/2" | 4-1/8" |
| 6" x 10' | 35 | 5-1/2" | 4-1/8" |
| 8" x 8' | 35 | 7-1/2" | 6-1/16" |
| 8" x 9' | 39 | 7-1/2" | 6-1/16" |
| 8" x 10' | 42 | 7-1/2" | 6-1/16" |



Optional block dividers simplify the rail mounting process and provide a decorative accent.

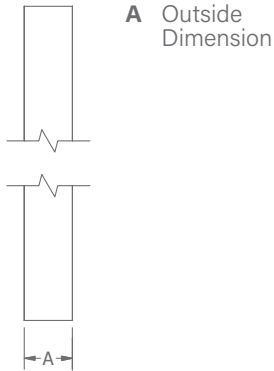
Available In ■ Capital, Base, and 8 Angle Brackets are Included in Column Box ■ Quick Ship Program (Gloss White) ■ Special Order: May Require Longer Lead Times

Note: Capitals and bases are not included with columns unless indicated. All Westbury® Columns require brackets to restrict lateral movement. Angle Brackets (8 pack) or Tie Down Brackets (2 sets) must be ordered separately from columns **unless** indicated.

Load Bearing: Visit diggerspecialties.com for testing information.

SQUARE COLUMNS

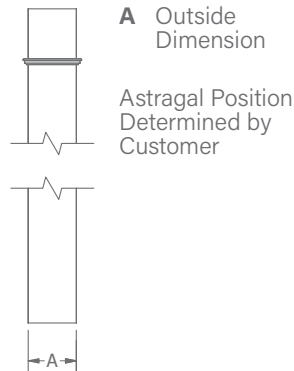
Square Smooth Columns



| Nominal Size | Shipping Weight (lbs.) | Outside Diameter (A) | Inside Dimension |
|--------------|------------------------|----------------------|------------------|
| 6" x 8' | 27 | 5-1/2" | 4-1/2" |
| 6" x 9' | 30 | 5-1/2" | 4-1/2" |
| 6" x 10' | 33 | 5-1/2" | 4-1/2" |
| 8" x 8' | 29 | 7-1/2" | 6-1/2" |
| 8" x 9' | 32 | 7-1/2" | 6-1/2" |
| 8" x 10' | 35 | 7-1/2" | 6-1/2" |
| 8" x 12' | 37 | 7-1/2" | 6-1/2" |
| 10" x 8' | 42 | 9-1/2" | 8-1/2" |
| 10" x 9' | 49 | 9-1/2" | 8-1/2" |
| 10" x 10' | 53 | 9-1/2" | 8-1/2" |
| 10" x 12' | 62 | 9-1/2" | 8-1/2" |
| 10" x 20' | 106 | 9-1/2" | 8-1/2" |



Square Smooth with Astragal Columns



| Nominal Size | Shipping Weight (lbs.) | Outside Diameter (A) | Inside Dimension |
|--------------|------------------------|----------------------|------------------|
| 6" x 8' | 25 | 5-1/2" | 4-1/2" |
| 6" x 9' | 28 | 5-1/2" | 4-1/2" |
| 6" x 10' | 31 | 5-1/2" | 4-1/2" |
| 8" x 8' | 27 | 7-1/2" | 6-1/2" |
| 8" x 9' | 30 | 7-1/2" | 6-1/2" |
| 8" x 10' | 33 | 7-1/2" | 6-1/2" |
| 8" x 12' | 37 | 7-1/2" | 6-1/2" |
| 10" x 8' | 42 | 9-1/2" | 8-1/2" |
| 10" x 9' | 49 | 9-1/2" | 8-1/2" |
| 10" x 10' | 53 | 9-1/2" | 8-1/2" |
| 10" x 12' | 62 | 9-1/2" | 8-1/2" |
| 10" x 20' | 106 | 9-1/2" | 8-1/2" |

Available In ■ Capital, Base, and 8 Angle Brackets are Included in Column Box ■ Quick Ship Program (Gloss White) ■ Special Order: May Require Longer Lead Times

Note: Capitals and bases are not included with columns unless indicated. All Westbury® Columns require brackets to restrict lateral movement. Angle Brackets (8 pack) or Tie Down Brackets (2 sets) must be ordered separately from columns **unless** indicated.

Load Bearing: Visit diggerspecialties.com for testing information.

CAPITALS & BASES



Your Westbury® Column is not complete without the finishing touch of a matching capital and base. Split Capitals and Bases snap together, allowing ease of installation and a secure fit.

Round Fluted

Low Profile Split Capital or Base



| Nominal Size | Capital/Base Outside Dimension | Capital/Base Height |
|--------------|--------------------------------|---------------------|
| 6" | 7-9/16" | 1-3/4" |
| 8" | 10" | 2-1/8" |
| 10" | 11-7/8" | 2-3/8" |
| 12" | 15" | 2-15/16" |

Special Order: May Require Longer Lead Times

CAPITALS & BASES



Square Fluted

Low Profile Split Capital or Base



| Nominal Size | Capital/Base Outside Dimension | Capital/Base Height |
|--------------|--------------------------------|---------------------|
| 6" | 8-1/2" | 1-15/16" |
| 8" | 10-1/2" | 1-15/16" |
| 10" | 12-9/16" | 2-11/16" |
| 12" | 15-7/16" | 3-3/16" |

Square Recessed

Low Profile Split Capital or Base



| Nominal Size | Capital/Base Outside Dimension | Capital/Base Height |
|--------------|--------------------------------|---------------------|
| 6" | 8-1/2" | 1-15/16" |
| 8" | 10-1/2" | 1-15/16" |

Special Order: May Require Longer Lead Times

CAPITALS & BASES

Square Smooth

Low Profile Split Capital or Base



| Nominal Size | Capital/Base Outside Dimension | Capital/Base Height |
|--------------|--------------------------------|---------------------|
| 6" | 8-1/2" | 1-15/16" |
| 8" | 10-1/2" | 1-15/16" |
| 10" | 12-9/16" | 2-11/16" |

Square Smooth with Astragal

Decorative Split Capital*



| Nominal Size | Capital Outside Dimension | Capital Height |
|--------------|---------------------------|----------------|
| 6" | 9-13/16" | 2-5/8" |
| 8" | 11-13/16" | 2-5/8" |
| 10" | 13-13/16" | 2-5/8" |

Split Astragal*



| Nominal Size | Astragal Outside Dimension | Astragal Height |
|--------------|----------------------------|-----------------|
| 6" | 7-9/16" | 1" |
| 8" | 9-9/16" | 1" |
| 10" | 11-9/16" | 1" |

Low Profile Split Base



| Nominal Size | Base Outside Dimension | Base Height |
|--------------|------------------------|-------------|
| 6" | 8-1/2" | 1-15/16" |
| 8" | 10-1/2" | 1-15/16" |
| 10" | 12-9/16" | 2-11/16" |

*Capital or Astragal is cut (does not snap together)

ACCESSORIES & OPTIONS

Brackets

Tie Down and Angle Brackets are designed to protect Westbury® Columns from lateral movement should an object impact a column.

Angle Brackets

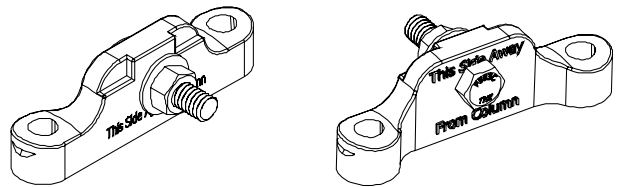
Packaged as an 8 pack (eight brackets required per column)

Note: Columns that ship with a capital and base included in the box will also include an 8 pack of Angle Brackets

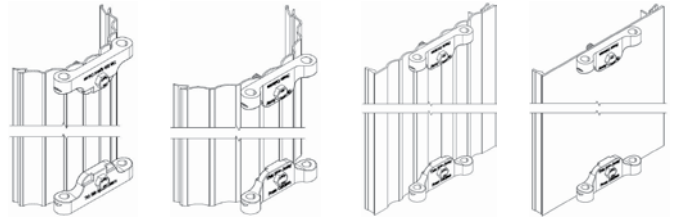


Tie Down Brackets

Packaged as a 2 pack (four brackets required per column)



Installation Shown on Aluminum Columns



Round Fluted
6" Column

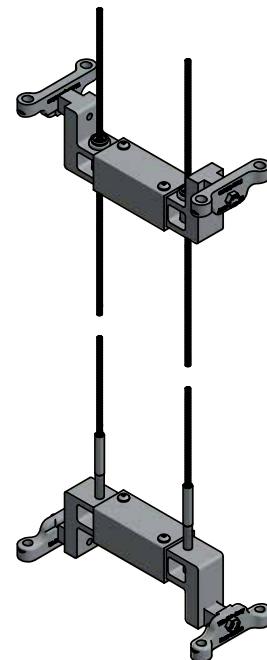
Round Fluted
8", 10", 12"
Column

Square Fluted
6", 8", 10"
Column

Square Smooth
6", 8", 10"
Column

Uplift Kits

Uplift Kits are designed to protect Westbury® Columns during high wind situations by reducing vertical movement of the column.




Round Fluted Column Adapter Kits


Westbury® Columns work well with PolyRail® Vinyl Railing and Westbury® Aluminum Railing. Round Fluted Aluminum Columns require an adapter to create a flat surface to allow the rail connection. Once the adapter is mounted to the column, the rail mounts easily to adapter and column.

PolyRail® Vinyl Railing

Available as a 4 pack (2 top and 2 bottom adapters)
Adapters shown are a close approximation, the length may change based on the style of railing




Level Rail
6", 8"



Stair Rail
6", 8"

Westbury® Aluminum Railing

Available as a 4 pack (2 top and 2 bottom adapters)
and 6 pack (2 top, 2 mid, and 2 bottom adapters)



Level Rail
6", 8"



Stair Rail
6", 8"

Pilaster


Westbury® Columns are offered as pilaster (half columns) or with specialty cuts to allow for unique installations. Round and square column, capitals, and bases can be cut to meet special installation requirements.

Pilaster Cuts

For those special projects that may need a unique pilaster column, DSI has the ability to meet your specifications.



Pilaster Cut

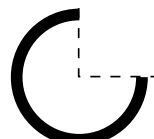


Pilaster Cut

Custom Cuts

The graphic below shows the many custom cut types available for splitting your column. Custom Cuts are special order and customized to your needs.

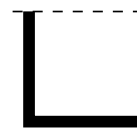
Note: Standard DSI lead times do not apply to special orders



3/4 Cut



Engaged Cut




Corner Cut

ALUMINUM SUPPORT POSTS

Posts

Available in 12 Standard DSI Aluminum Colors (shown on page 1).



4" Support Post
(.125" wall)

4" Deco Support Post
(.090" wall)

6" Support Post
(.110" wall)

6" Deco Support Post
(.090" wall)

Flair



Post Flair (2 piece)
4", 6"

Tie Down Bracket



Tie Down Bracket with Cover (Set of 2)

Installation Instructions Require
2 Sets per Support Post

Specifications

| | 4" Post (.125" wall) | 4" Deco Post (.090" wall) | 6" Post (.110" wall) | 6" Deco Post (.090" wall) |
|--|---|--|--|--|
| Heights | 8-1/2', 10', 11' | 8', 9', 10' | 8', 9', 10' | 8', 9', 10' |
| ASD Capacity* (Allowable Axial Loads) | 8-1/2' = 17,738 lb. 10' = 16,644 lb. 11' = 14,305 lb. | 8' = 13,531 lb. 9' = 12,751 lb. 10' = 11,970 lb. | 8' = 25,093 lb. 9' = 25,093 lb. 10' = 25,093 lb. | 8' = 16,543 lb. 9' = 16,543 lb. 10' = 16,543 lb. |

*Weight values are Actual Calculated Allowable Loads

COLUMN CLAD VINYL POST WRAPS

Colors

Column Clad Vinyl Post Wraps are available in two colors.



White




Tan

Style

The Wood Post Supplies Load Capacity



Smooth



Ratchets to Lock Together



Wraps Around the Wood Post - No Screws Needed

Cap



Column Clad Cap
4", 6"

Flair



Column Clad Flair (4 piece)
4", 6"

Specifications

| | 4" Smooth Column Clad | 6" Smooth Column Clad |
|---------------|--------------------------------|--------------------------------|
| Heights | 8', 10' | 8', 10' |
| Load Capacity | Non-Load Bearing w/o Wood Post | Non-Load Bearing w/o Wood Post |



**Digger
Specialties
Inc.**

Transforming the Outdoor Living Experience™

DSI Family of Products



PolyRail®
VINYL RAILING



Westbury®
ALUMINUM RAILING



Westbury™
COLUMNS



Westbury®
ALUMINUM RAILING

diggerspecialties.com

Stay Connected



We have tried to make this brochure comprehensive and factual. We reserve the right to discontinue at any time, without notice, colors, materials, equipment and availability. Since some information may have been updated since the time of printing, we are not responsible for typographical or pictorial errors. Materials shown may vary slightly from actual colors. ©Digger Specialties, Inc. 2022/11 99720